

FDA Registration Guide for Small-Scale Acidified Food Processors

Task 3. Food Facility Registration (FFR)

With few exceptions, all food processors engaged in interstate commerce must be registered as a Food Facility according to the The Public Health Security & Bioterrorism Preparedness & Response Act of 2002 (Bioterrorism Act). Details can be found in 21 CFR §1, Subpart H (§1.225 – §1.245).

As outlined in 21 CFR §1.226-§1.227, certain types of processors that sell direct-to-consumer may be exempt from Food Facility Registration. These are discussed in detail in [Questions & Answers Regarding Food Facility Registration: Guidance for Industry, 7th ed., August 2018](#).

Kitchens in private residences are exempt if they “meet customary expectations for a private home” & does not otherwise include commercial facilities in which a person also happens to reside. Restaurants are exempt if the gross table/meal sales exceed gross processed food sales. If you doubt whether you are exempt from registration, I urge you to complete your FFR.

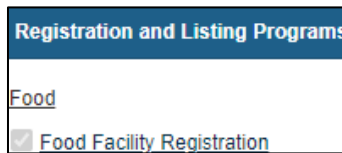
FFR numbers can be obtained by mail only if you submit, & the FDA approves a waiver request. To request a waiver, contact the FDA by mail at US FDA - CFSAN, HFS-681, 5001 Campus Dr, College Park MD 20740, or by FAX at 301-436-2804. Include your name, the facility name & address, a contact phone number, & the reason(s) why you need to file on paper. Once you have been granted a waiver, you will need to complete [FDA Form 3537](#).



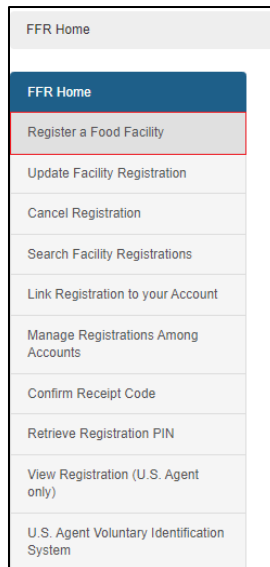
This section assumes that you have selected the **Food Facility Registration** module when creating your FURLS account. If you haven't, edit your account profile as shown in Appendix A

To get started without using this tutorial, start [here](#). Or go to the [Quick Reference](#).

1. If not already, [Login](#) to your account. Don't forget to check the 18 USC §1001 box
2. This brings you to the FURLS home page. Select [Food Facility Registration](#).



3. This brings you to the Food Facility Registration module (FFRM). In the module, select [Register a Food Facility](#)



4. Note that you can always go back to a previous section either by clicking on the Section tab, or by selecting [Previous](#)

FDA Registration Guide for Small-Scale Acidified Food Processors

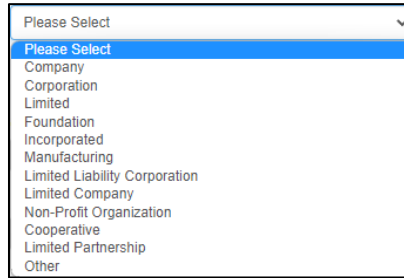
5. In FFRM Section 1,
 - a. Select that **Yes**, you are in the US
 - b. Indicate that the Facility Location is a **Domestic Registration**
 - c. That **No**, you don't want to re-register a lapsed registration, &
 - d. That **No**, you aren't a new owner of a previously registered facility. Then click **Next**

FFRM Section 1

The screenshot shows the 'Food Facility Registration' web form. At the top, it displays the U.S. Department of Health and Human Services logo and the 'FDA FURLS' and 'FFR Food Facility Registration' branding. The page title is 'Food Facility Registration' with a help icon and a print icon. Below the title is a breadcrumb trail: 'FFR Home > Register a Food Facility'. A progress bar shows 'Section 1' as the active step, followed by 'Section 2-4', 'Section 5-7', 'Section 8-9', 'Section 9a-9b', 'Section 10', 'Section 11-12', and 'Review'. The main heading is 'Step 1: Registration Information'. The first question is 'Is this facility engaged in the manufacturing/processing, packing, or holding of food for human or animal consumption in the United States?' with radio buttons for 'Yes' (selected) and 'No'. Below this is 'Section 1: Type of Registration'. The 'Facility Location' dropdown menu is set to 'Domestic Registration'. The next question is 'Do you want to re-register a facility that has passed the registration renewal deadline?' with radio buttons for 'Yes' and 'No' (selected). The following question is 'Are you the new owner of a previously registered facility?' with radio buttons for 'Yes' and 'No' (selected). Below these are three optional fields: 'Previous Owner's Title (Optional)' with a dropdown menu set to 'Please Select', 'Previous Owner's Name (Optional)' with a text input field, and 'Previous Owner's Registration Number (Optional)' with a text input field. At the bottom right of the form is a 'Next' button. The footer contains the text 'Form Approval: OMB No.0910-0502, Expiration date: 09/30/2025'.

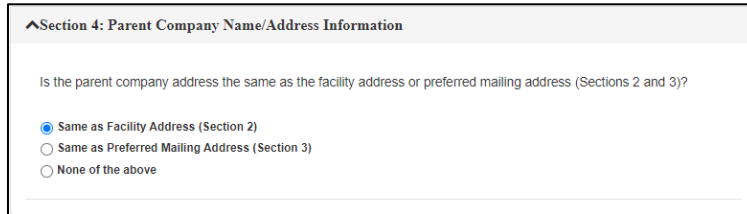
FDA Registration Guide for Small-Scale Acidified Food Processors

4. In FFRM Section 2 (page 16), complete the Facility Contact Information.
 - a. In all cases, the Facility Name is **your company's name**. This applies even with rented space. For comparison, food businesses renting space for offices list their name on advertizing, labels, & such, not the name of their landlord.
 - b. If you are renting space in a restaurant, kitchen incubator, or other commercial kitchen, the FFRM Section 2 facility address is the **physical address** of that kitchen.
 - c. If the **physical location** of the facility is the same as in your user account, you may wish to select **Autofill from Account Information**.
 - d. Facility Name Suffixes are as follows:



A screenshot of a dropdown menu with the following options: Please Select, Company, Corporation, Limited, Foundation, Incorporated, Manufacturing, Limited Liability Corporation, Limited Company, Non-Profit Organization, Cooperative, Limited Partnership, and Other.

- e. Enter the nine-digit Data Universal Numbering System (D-U-N-S) number obtained in [Task 1](#) of this guide.
5. In FFRM Section 3, complete the Preferred Mailing Address if it is different from the facility address. You may wish to select **Autofill from Account Information** if it is the same as what is in your user account information (Task 2 of this guide).
6. In FFRM Section 4, your Parent Company Address is the same as the Facility Address.



Section 4: Parent Company Name/Address Information

Is the parent company address the same as the facility address or preferred mailing address (Sections 2 and 3)?

Same as Facility Address (Section 2)

Same as Preferred Mailing Address (Section 3)

None of the above

7. In FFRM Section 5 (Emergency Contact) (page 17), you will most likely want to check **Same as Facility Address (Section 2)**
8. Enter any trade names that are not a part of your Facility Name in FFRM Section 6 (Trade Names). then click **Next**
9. There is no FFRM Section 7.
10. FFRM Section 8 (page 18) (Seasonal Facility Dates of Operation) is optional.
11. In FFRM Section 9, check **Food for Human Consumption** then click **Next**
12. FFRM Sections 9a-9b ask you to list all of the food categories (9a) (pages 19-20) & activity types (9b) (page 21) that you plan to perform in your facility. Commonly checked items are:
 - a. 13. DRESSING & CONDIMENTS [21 CFR 170.3 (n) (8), (12)]
 - b. 17. FRUIT AND FRUIT PRODUCTS [21 CFR 170.3 (n) (16), (27), (28), (35), (43)]
 - c. 33. VEGETABLE & VEGETABLE PRODUCT CATEGORIES [21 CFR 170.3 (n) (19), (36)]
13. In FFRM Section 9b, select **Acidified Food Processor** for each category, then click **Next**
14. In FFRM Section 10 (page 22), enter your name as the Owner/Operator/Agent-in-Charge, check Same as Facility Address (Section 2), then click **Next**
15. In FFRM Section 11 (page 23), the indicating that you permit the FDA to visit your facility.
16. In FFRM Section 12, enter your name & **A. INDIVIDUAL ASSOCIATED WITH THE INFORMATION IN SECTION 10**
17. Click **Next** review your application. **Edit** sections as necessary, then click **Submit**

(continued on page 23)

FDA Registration Guide for Small-Scale Acidified Food Processors

FFRM Sections 2-4

U.S. Department of Health and Human Services

FDA | **FFR**
FURLS | **Food Facility Registration**

FURLS Home | FFR Home

Food Facility Registration

FFR Home > Register a Food Facility

Section 1 | **Section 2-4** | Section 5-7 | Section 8-9 | Section 9a-9b | Section 10 | Section 11-12 | Review

Step 2: Contact Information

Section 2: Facility Name/Address Information

Clear | Autofill from Account Information

Facility Name

Facility Name Suffix

Country/Area

Street Address, Line 1

Street Address, Line 2 (Optional)

Zip/Postal Code

Please enter 'NONE' in Zip Code field if Zip Codes are not used in selected Country/Area

City

State/Province/Territory

Telephone Number

Country Area Telephone Ext

Phone Number Extension

Fax Number (Optional)

Country Area Fax

Fax Number

E-Mail Address

Confirm E-Mail Address

Unique Facility Identifier (UFI)

Section 3: Preferred Mailing Address Information

Is the preferred mailing address the same as the facility address (Section 2)?

Yes No

Section 4: Parent Company Name/Address Information

Is the parent company address the same as the facility address or preferred mailing address (Sections 2 and 3)?

Same as Facility Address (Section 2)

Same as Preferred Mailing Address (Section 3)

None of the above

Previous | Save & Exit | Next

Form Approval: OMB No.0910-0502, Expiration date: 09/30/2025

FDA Registration Guide for Small-Scale Acidified Food Processors

FFRM Sections 5-7

U.S. Department of Health and Human Services

FDA | **FFR**
FURLS | **Food Facility Registration**

FURLS Home | FFR Home

Food Facility Registration

FFR Home > Register a Food Facility

✓ Section 1 | ✓ Section 2-4 | **Section 5-7** | ✓ Section 8-9 | Section 9a-9b | Section 10 | Section 11-12 | Review

Step 3: Additional Information

Section 5: Facility Emergency Contact Information

For foreign facilities, FDA will use your U.S. agent as your emergency contact unless you choose to designate a different contact here.

If information is the same as another section, check which section:

Same as Facility Address (Section 2)
 None of the above

Section 6: Trade Names

(If this facility uses trade names other than that listed in Section 2 above, list them below (e.g., "Also doing business as," "Facility also known as"))

Are there alternate trade names used by your facility in addition to the name provided in **Section 2: Facility Name/Address Information**?

Yes No

Alternate Trade Name #1

Alternate Trade Name #2

Alternate Trade Name #3

Alternate Trade Name #4

Form Approval: OMB No.0910-0502, Expiration date: 09/30/2025

FDA Registration Guide for Small-Scale Acidified Food Processors

FFRM Sections 8-9

The screenshot displays the 'Food Facility Registration' web application interface. At the top, it features the U.S. Department of Health and Human Services logo and the FDA/FURLS logo. The main header includes 'FFR Food Facility Registration' and navigation links for 'FURLS Home' and 'FFR Home'. Below the header, the page title is 'Food Facility Registration' with a help icon and a print icon. A breadcrumb trail shows 'FFR Home > Register a Food Facility'. A progress bar at the top indicates the current step: 'Section 8-9' is selected, with other steps like 'Section 1', 'Section 2-4', 'Section 5-7', 'Section 9a-9b', 'Section 10', 'Section 11-12', and 'Review' also visible. The main content area is titled 'Step 4: Optional Information'. It contains two sections: 'Section 8: Seasonal Facility Dates of Operation (Optional)' and 'Section 9: General Product Categories - Human/Animal/Both'. Section 8 includes two 'Harvest' entries, each with 'Start Month' and 'End Month' dropdown menus. Section 9 has two radio button options: 'Food for Human Consumption' (which is selected) and 'Food for Animal Consumption'. At the bottom of the form, there are 'Previous' and 'Next' navigation buttons. A footer at the very bottom of the page reads 'Form Approval: OMB No.0910-0502, Expiration date: 09/30/2025'.

FDA Registration Guide for Small-Scale Acidified Food Processors

FFRM Section 9a (1st part)

U.S. Department of Health and Human Services

FDA | **FFR**
FURLS | **Food Facility Registration**

FURLS Home | FFR Home

Food Facility Registration

FFR Home > Register a Food Facility

Section 1 Section 2-4 Section 5-7 Section 8-9 **Section 9a-9b** Section 10 Section 11-12 Review

Step 5: Product Categories

Section 9a: General Product Categories - Food for Human Consumption; and Type of Activity Conducted at the Facility

To be completed by all food facilities. Please see instructions for further examples. IF NONE OF THE MANDATORY CATEGORIES BELOW APPLY, SELECT BOX 37 .

Select All Unselect All

- 1. ALCOHOLIC BEVERAGES [21 CFR 170.3 (n) (2)]
- 2. BABY (INFANT AND JUNIOR) FOOD PRODUCTS Including Infant Formula
- 3. BAKERY PRODUCTS, DOUGH MIXES, OR ICINGS [21 CFR 170.3 (n) (1), (9)]
- 4. BEVERAGE BASES [21 CFR 170.3 (n) (3), (35)]
- 5. CANDY WITHOUT CHOCOLATE, CANDY SPECIALTIES AND CHEWING GUM [21 CFR 170.3 (n) (6), (9), (25), (38)]
- 6. CEREAL PREPARATIONS, BREAKFAST FOODS, QUICK COOKING / INSTANT CEREALS [21 CFR 170.3 (n) (4)]
- 7. CHEESE AND CHEESE PRODUCT CATEGORIES [21 CFR 170.3 (n) (5)]
 - a. Soft, Ripened Cheese
 - b. Semi-Soft Cheese
 - c. Hard Cheese
 - d. Other Cheeses and Cheese Products
- 8. CHOCOLATE AND COCOA PRODUCTS [21 CFR 170.3 (n) (3), (9), (38), (43)]
- 9. COFFEE AND TEA [21 CFR 170.3 (n) (3), (7)]
- 10. COLOR ADDITIVES FOR FOODS [21 CFR 170.3 (a) (4)]
- 11. DIETARY CONVENTIONAL FOODS OR MEAL REPLACEMENTS (Includes Medical Foods) [21 CFR 170.3 (n) (31)]
- 12. DIETARY SUPPLEMENT CATEGORIES
 - a. Proteins, Amino Acids, Fats and Lipid Substances [21 CFR 170.3(o) (20)]
 - b. Vitamins and Minerals
 - c. Animal By-Products and Extracts
 - d. Herbs and Botanicals
- 13. DRESSING AND CONDIMENTS [21 CFR 170.3 (n) (8), (12)]
- 14. FISHERY / SEAFOOD PRODUCT CATEGORIES [21 CFR 170.3 (n) (13), (15), (39), (40)]
 - a. Fin Fish, Whole or Filet
 - b. Molluscan Shellfish
 - c. Other Shellfish
 - d. Ready to Eat (RTE) Fishery Products
 - e. Processed and Other Fishery Products

FDA Registration Guide for Small-Scale Acidified Food Processors

FFRM Section 9a (continued)

- 15. FOOD ADDITIVES, GENERALLY RECOGNIZED AS SAFE (GRAS) INGREDIENTS, OR OTHER INGREDIENTS USED FOR PROCESSING [21 CFR 170.3 (n) (42); 21 CFR 170.3 (o) (1), (2), (3), (5), (6), (7), (8), (9), (10), (11), (12), (13), (14), (15), (16), (17), (18), (19), (22), (23), (24), (25), (26), (27), (28), (29), (30), (31), (32)]
- 16. FOOD SWEETENERS (NUTRITIVE) [21 CFR 170.3 (n) (9) (41), 21 CFR 170.3 (e) (21)]
- 17. FRUIT AND FRUIT PRODUCTS [21 CFR 170.3 (n) (16), (27), (28), (35), (43)]
 - a. Fresh Cut Produce
 - b. Raw Agricultural Commodities
 - c. Other Fruit and Fruit Products
- 18. FRUIT OR VEGETABLE JUICE, PULP OR CONCENTRATE PRODUCTS [21 CFR 170.3 (n) (3), (16), (35)]
- 19. GELATIN, RENNET, PUDDING MIXES, OR PIE FILLINGS [21 CFR 170.3 (n) (22)]
- 20. ICE CREAM AND RELATED PRODUCTS [21 CFR 170.3 (n) (20), (21)]
- 21. IMITATION MILK PRODUCTS [21 CFR 170.3 (n) (10)]
- 22. MACARONI OR NOODLE PRODUCTS [21 CFR 170.3 (n) (23)]
- 23. MEAT, MEAT PRODUCTS AND POULTRY (FDA REGULATED) [21 CFR 170.3 (n) (17), (18), (29), (34), (39), (40)]
- 24. MILK, BUTTER, OR DRIED MILK PRODUCTS [21 CFR 170.3 (n) (12), (30), (31)]
- 25. MULTIPLE FOOD DINNERS, GRAVIES, SAUCES AND SPECIALTIES [21 CFR 170.3 (n) (11) (14), (17), (18), (23), (24), (29), (34), (40)]
- 26. NUTS AND EDIBLE SEED PRODUCT CATEGORIES [21 CFR 170.3 (n) (26), (32)]
 - a. Nut and Nut Products
 - b. Edible Seed and Edible Seed Products
- 27. PREPARED SALAD PRODUCTS [21 CFR 170.3 (n) (11), (17), (18), (22), (29), (34), (35)]
- 28. SHELL EGG AND EGG PRODUCT CATEGORIES [21 CFR 170.3 (n) (11), (14)]
 - a. Chicken Egg and Egg Products
 - b. Other Eggs and Egg Products
- 29. SNACK FOOD ITEMS (FLOUR, MEAL OR VEGETABLE BASE) [21 CFR 170.3 (n) (37)]
- 30. SPICES, FLAVORS, AND SALTS [21 CFR 170.3 (n) (26)]
- 31. SOUPS [21 CFR 170.3 (n) (39), (40)]
- 32. SOFT DRINKS AND WATERS [21 CFR 170.3 (n) (3), (35)]
- 33. VEGETABLE AND VEGETABLE PRODUCT CATEGORIES [21 CFR 170.3 (n) (19), (36)]
 - a. Fresh Cut Products
 - b. Raw Agricultural Commodities
 - c. Other Vegetable and Vegetable Products
- 34. VEGETABLE OILS (INCLUDES OLIVE OIL) [21 CFR 170.3 (n) (12)]
- 35. VEGETABLE PROTEIN PRODUCTS (SIMULATED MEATS) [21 CFR 170.3 (n) (33)]
- 36. WHOLE GRAINS, MILLER GRAIN PRODUCTS (FLOURS), OR STARCH [21 CFR 170.3 (n) (1), (23)]
- 37. IF NONE OF THE ABOVE FOOD CATEGORIES APPLY, THEN PRINT THE APPLICABLE FOOD CATEGORY OR CATEGORIES (THAT DOES NOT OR DO NOT APPEAR ABOVE)

If the food categories listed above do not apply, then print the applicable food category or categories.

◀ Previous

Next ▶

Form Approval: OMB No.0910-0502, Expiration date: 09/30/2025

FDA Registration Guide for Small-Scale Acidified Food Processors

FFRM Section 9b

U.S. Department of Health and Human Services

FDA | **FFR**
FURLS | **Food Facility Registration**

FURLS Home | FFR Home

Food Facility Registration

FFR Home > Register a Food Facility

Section 1 Section 2-4 Section 5-7 Section 8-9 **Section 9a-9b** Section 10 Section 11-12 Review

Step 5: Product Categories

Section 9a: General Product Categories - Food for Human Consumption; and Type of Activity Conducted at the Facility

TYPE OF ACTIVITY CONDUCTED AT THE FACILITY. Check all types of operations that are performed at this facility regarding the manufacturing/processing, packing or holding of food.

Selected Product Name	Select Activity Types
13. DRESSING AND CONDIMENTS [21 CFR 170.3 (n) (8), (12)]	Acidified Food Processor
17. FRUIT AND FRUIT PRODUCTS [21 CFR 170.3 (n) (16), (27), (28), (35), (43)]	
c. Other Fruit and Fruit Products	Acidified Food Processor
33. VEGETABLE AND VEGETABLE PRODUCT CATEGORIES [21 CFR 170.3 (n) (19), (36)]	
c. Other Vegetable and Vegetable Products	Acidified Food Processor

Other Activity Conducted

Previous Save & Exit Next

Form Approval: OMB No 0910-0502, Expiration date: 09/30/2025

FDA Registration Guide for Small-Scale Acidified Food Processors

FFRM Section 10

The screenshot shows the FDA Food Facility Registration (FFR) web application interface. At the top, it displays the U.S. Department of Health and Human Services logo and the FDA FURLS logo. The main header includes "FFR Food Facility Registration" and navigation links for "FURLS Home" and "FFR Home". Below the header, the page title is "Food Facility Registration" with a help icon and a print icon. A breadcrumb trail shows "FFR Home > Register a Food Facility". A progress bar indicates the current step: "Section 10" is highlighted, with other sections (1, 2-4, 5-7, 8-9, 9a-9b, 11-12) and a "Review" button shown as completed or available. The main heading is "Step 6: Owner, Operator, or Agent-in-Charge Information". Below this, the section title is "Section 10: Owner, Operator, or Agent-in-Charge Information". The form asks for the "Name of Entity or Individual Who is the Owner, Operator, or Agent-in-Charge" and provides a text input field with the placeholder "Your Name Here". It then asks "Is their contact information the same as any of the previous sections?" and offers four radio button options: "Same as Facility Address (Section 2)", "Same as Preferred Mailing Address (Section 3)", "Same as Parent Mailing Address (Section 4)", "Same as U.S. Agent Information (Section 7)", and "None of the above". At the bottom of the form, there are three buttons: "Previous", "Save & Exit", and "Next". The footer of the page contains the text "Form Approval: OMB No.0910-0502, Expiration date: 09/30/2025".

FDA Registration Guide for Small-Scale Acidified Food Processors

FFRM Section 11

The screenshot shows the FDA Food Facility Registration (FFR) web application interface. At the top, it displays the U.S. Department of Health and Human Services logo and the FDA/FURLS logo. The main header reads "FFR Food Facility Registration" with links for "FURLS Home" and "FFR Home". Below the header, the page title is "Food Facility Registration" with a help icon and a print icon. A breadcrumb trail shows "FFR Home > Register a Food Facility". A progress bar indicates the current step: "Section 11-12" is selected, with other sections (1, 2-4, 5-7, 8-9, 9a-9b, 10, Review) marked as completed. The main content area is titled "Step 7: Statements" and contains two sections: "Section 11: Inspection Statement" and "Section 12: Certification Statement". Under Section 11, there is a checked checkbox for "FDA will be permitted to inspect the facility at the time and in the manner permitted by the Federal Food, Drug, and Cosmetic Act." Section 12 includes a detailed paragraph about the certification statement and a text input field for "Name of the Submitter" with the placeholder "Your Name Here". Below this is a "Select One Option" section with two radio buttons: "A. INDIVIDUAL ASSOCIATED WITH THE INFORMATION IN SECTION 10 (STOP HERE, FORM IS COMPLETED)" (selected) and "B. ANOTHER AUTHORIZED INDIVIDUAL". At the bottom of the form are three buttons: "Previous", "Save & Exit", and "Next". A footer note states "Form Approval: OMB No.0910-0502, Expiration date: 09/30/2025".

14. Once you submit your application, a notice is displayed. You will receive a notice via email. **Save your eleven-digit FFR number & PIN.**

The screenshot shows a confirmation message titled "Registration Successful" with a green checkmark. The message lists the following information: "Your Registration Number is:", "Your Pin is:", and "Your registration's expiration date is:". Below this, a paragraph reads: "Please keep the registration number and PIN for your records. The registration number is required for all communications with FDA regarding this registration. The PIN will allow you to access a registration online, if the registration was initially submitted as a paper form. Please refer to the help section for more details." At the bottom right, there is a button labeled "View Complete Registration".

15. You may wish to **View Complete Registration** & print it.

16. Proceed to FCE registration, page 24

FDA Registration Guide for Small-Scale Acidified Food Processors

Task 4. Food Canning Establishment (FCE) registration

Anyone intending to sell acidified (or low-acid) canned foods that they produce must register with the Acidified/Low-Acid Foods program. Unlike 21 CFR §117 (FSMA Preventive Controls for Human Food) there is no exemption because of size, direct sales, or sales only within state. With regard to the Interstate Commerce Clause of the Constitution, the FDA asserts jurisdiction over all food products composed of interstate ingredients. (See FDA [CPG §100.200](#)).

The processor must submit [FDA Form 2541](#) for each processing facility before commencing product sales. This is best done electronically. The FDA issues a five-digit Food Canning Establishment (FCE) number upon registration. You can submit either an electronic or paper [FDA Form 2541](#) regardless of whether you have a FFR number. If submitting on paper, be prepared to wait the FDA to process your form & provide you with a FCE number.

1. [Login](#) to your account. Don't forget to check the 18 USC §1001 **I understand.** box
2. This brings you to the FURLS home page. Select [Acidified/Low-Acid Canned Foods Registration and Process Filing](#)

Registration and Listing Programs	
Food	
<input checked="" type="checkbox"/>	Food Facility Registration
<input checked="" type="checkbox"/>	Acidified/Low-Acid Canned Foods Registration and Process Filing

3. At the olive & orange Acidified/Low Acid Canned Foods home page. Select [Register Food Canning Establishment](#)

AF/LACF MAIN MENU
Register Food Canning Establishment
Change Registration
Search Establishment Registrations
Access AF/LACF Process Filing
Lookup FCE/SID

4. Registration location (page 26): [Domestic Registration](#) Select & **No** check, you don't currently have a FCE number for this location, then press [>> Continue](#).
5. Step 1 (page 27): Enter your [eleven-digit FFR number](#) & [FFR PIN](#) that you saved from the previous task (page 16), & select the [position that you hold](#) at your facility, then press [>> Continue](#).
6. Step 2 (page 28): In the same manner as with FFR Registration, enter your processing location: [facility name](#), [physical address](#), [ZIP](#), & [phone](#). The city & state will populate based on ZIP code, but there may be several city options which you should look at. Once satisfied, press [>> Continue](#).
7. Step 3 (page 29): In the same manner as with FFR Registration, you can populate the fields by selecting [SAME AS PLANT LOCATION](#). Otherwise, enter your preferred mailing address: [facility name](#), [country/area](#), [physical address](#), [ZIP](#), & [phone](#). Then press [>> Continue](#).

FDA Registration Guide for Small-Scale Acidified Food Processors

8. For each product you expect to produce, fill in the product name, form, & style. Indicate that they are **ACIDIFIED**, then .

Food Product Name, Form or Style, and Packing Medium
Cucumber pickles, all styles, in acid brine

LOW-ACID

ACIDIFIED

9. Generic descriptors are acceptable. Examples are below.

<input type="checkbox"/>	Food Product Name, Form or Style, and Packing Medium	Low-Acid	Acidified
<input type="checkbox"/>	Tomato-based sauces, with peppers, onions, garlic, and/or spices, all styles	<input type="radio"/>	<input type="radio"/>
<input type="checkbox"/>	Cucumber pickles, all styles, in acid brine	<input type="radio"/>	<input type="radio"/>
<input type="checkbox"/>	Pepper-based sauces, all styles, in vinegar	<input type="radio"/>	<input type="radio"/>
<input type="checkbox"/>	Other pickled vegetables, all styles, in acid brine	<input type="radio"/>	<input type="radio"/>
<input type="checkbox"/>	Pickled eggs, all styles, in acid brine	<input type="radio"/>	<input type="radio"/>

10. If you make a mistake, check the item, then click .

<input type="checkbox"/>	Food Product Name, Form or Style, and Packing Medium	Low-Acid	Acidified
<input type="checkbox"/>	Tomato-based sauces, with peppers, onions, garlic, and/or spices, all styles	<input type="radio"/>	<input type="radio"/>
<input type="checkbox"/>	Cucumber pickles, all styles, in acid brine	<input type="radio"/>	<input type="radio"/>
<input type="checkbox"/>	Pepper-based sauces, all styles, in vinegar	<input type="radio"/>	<input type="radio"/>
<input type="checkbox"/>	Other pickled vegetables, all styles, in acid brine	<input type="radio"/>	<input type="radio"/>
<input type="checkbox"/>	Pickled eggs, all styles, in acid brine	<input type="radio"/>	<input type="radio"/>
<input checked="" type="checkbox"/>	Pickled okra, all styles, in acid brine	<input type="radio"/>	<input type="radio"/>

11. Press to advance to step 5.
12. Step 5 (page 30): Information for the Establishment Contact Person (ECP) is prepopulated from the FIS account. To correct it, you need to edit your account profile.
13. Otherwise, , check the 18 USC §1001 **I understand.** box & press to advance to the review step (step 6).
14. Step 6 (page 32): Review the individual sections. Press to change any information.
15. When you are satisfied with your application, press .
16. Upon a successful submission, you will receive a message (page 33) that your registration is complete. Record your five-digit FCE number. You will need it [later](#).

FDA Registration Guide for Small-Scale Acidified Food Processors

Domestic FCE Registration



The screenshot shows the AF/LACF registration interface. At the top, the logo 'AF/LACF' is displayed in orange, followed by the text 'Acidified/Low Acid Canned Foods'. To the right is the FDA logo and navigation links: 'FURLS HOME' and 'AF/LACF HOME'. A 'Get Help' link with a question mark icon is located in the top right corner of the form area.

The main section is titled '*FACILITY LOCATION' and contains a dropdown menu with 'Domestic Registration' selected. Below the dropdown is the text '--Please Select--'. A blue box highlights the 'Domestic Registration' option in the dropdown. To the right of the dropdown, there is explanatory text: 'Food Canning Establishment (FCE) number required under 21 CFR 108.25(c)(1) for Foreign Registration R 108.35(c)(1) for Low-Acid Canned Foods (LACF) for the establishment location you are registering? This is a 5 digit number and is not the same as the 11 digit number for Food Facility Registration (FFR) under 21 CFR part 1, Subpart H ("BT Registration").'

Below the text are two radio buttons: 'Yes' (unselected) and 'No' (selected). At the bottom of the form are two buttons: '<< Back to Main' and '>> Continue'.



FCE Registration Step 1

AF/LACF Acidified/Low Acid Canned Foods | >> FURLS HOME >> AF/LACF HOME

Step 01 >>>> Step 02 Step 03 Step 04 Step 05 Step 06

Get Help ?

<< Back >> Continue

If you wish to submit the AF/LACF registration electronically and you are uncertain how to proceed, click [here](#) and refer to Section VI in "**Instructions for Electronic Submission of Form FDA 2541 (Food Canning Establishment Registration) for an Acidified/Low-Acid Food Canning Establishment**"

Enter the Food Facility Registration (FFR) Number (11 digits) and PIN for the establishment location you are registering to obtain the FCE number (5 digits). If you do not remember the FFR Number and PIN, click [here](#).

If you have any questions concerning the FFR number, please contact the FDA Industry Systems Help Desk by clicking [here](#).

SECTION 1 TYPE OF SUBMISSION

*These fields are required.

If you are required by BT Regulations to have an FFR and PIN, enter FFR and PIN, otherwise select 'Continue'.

FFR NUMBER


FFR PIN

***POSITION HELD AT PLANT LOCATION**

-- Please Select --
-- Please Select --
President/Vice President
Director
Manager
Technologist
Owner
Other Employee
Authorized Third Party

< Back >> Continue

FCE Registration Step 2

AF/LACF Acidified/Low Acid Canned Foods |  >> FURLS HOME
>> AF/LACF HOME

Step 01 Step 02 Step 03 Step 04 Step 05 Step 06

Get Help ?

<< Back to Step 01 >> Continue

<< Cancel & Start Again

Under 18 U.S.C. 1001, anyone who makes a materially false, fictitious, or fraudulent statement to the U.S. Government is subject to criminal penalties.

SECTION 2 FOOD PROCESSING PLANT LOCATION

*ESTABLISHMENT NAME
Your Facility Name Here

*COUNTRY/AREA
UNITED STATES

*ADDRESS LINE1
123 S Main St

ADDRESS LINE2

*ZIP (or other Postal Code)
43210

*CITY
Columbus

*STATE/PROVINCE/TERRITORY
Ohio

Numbers only. No spaces, dashes or parentheses. Country Code not required for US phone numbers.


	Country Code	Area/City Code	Phone Number	Extension
*TELEPHONE NUMBER	1	234	5678901	

	Country Code	Area/City Code	Fax Number
TELEFAX NUMBER	1		

<< Back to Step 01 >> Continue

<< Cancel & Start Again

FCE Registration Step 3

AF/LACF Acidified/Low Acid Canned Foods |  >> FURLS HOME >> AF/LACF HOME

Step 01 Step 02 Step 03 Step 04 Step 05 Step 06

Get Help ?

<< Back to Step 02 >> Continue

<< Cancel & Start Again

Under 18 U.S.C. 1001, anyone who makes a materially false, fictitious, or fraudulent statement to the U.S. Government is subject to criminal penalties.

SECTION 3 PREFERRED MAILING ADDRESS

SAME AS PLANT LOCATION

*ESTABLISHMENT NAME
Your Name Here

*COUNTRY/AREA
UNITED STATES

*ADDRESS LINE1
PO Box 10001

ADDRESS LINE2

*ZIP (or other Postal Code)
43210

*CITY
Columbus

*STATE/PROVINCE/TERRITORY
Ohio

Numbers only. No spaces, dashes or parentheses. Country Code not required for US phone numbers.

	Country Code	Area/City Code	Phone Number	Extension
*TELEPHONE NUMBER	1	234	9876543	

	Country Code	Area/City Code	Fax Number
TELEFAX NUMBER	1		

<< Back to Step 02 >> Continue

<< Cancel & Start Again

FDA Registration Guide for Small-Scale Acidified Food Processors

FCE Registration Step 4

The screenshot shows the AF/LACF (Acidified/Low Acid Canned Foods) registration interface. At the top, there are logos for AF/LACF and the FDA, along with links for 'FURLS HOME' and 'AF/LACF HOME'. A progress bar at the top indicates steps 01 through 06, with Step 04 highlighted in orange. Below the progress bar, there are navigation buttons: '<< Back to Step 03', '>> Continue', and '<< Cancel & Start Again'. A 'Get Help' link with a question mark icon is also present. The main content area features a warning: 'Under 18 U.S.C. 1001, anyone who makes a materially false, fictitious, or fraudulent statement to the U.S. Government is subject to criminal penalties.' This is followed by a section header: 'SECTION 4 LOW ACID AND/OR ACIDIFIED FOODS PROCESSED AT THIS LOCATION'. A note below states: '(Do not list meat and poultry foods under the jurisdiction of the Food Safety and Inspection Service of the U.S. Department of Agriculture. Listing products processed at this location to obtain an FCE number does not constitute filing individual processes.)'. Below this is a table with columns for 'Food Product Name, Form or Style, and Packing Medium', 'Low-Acid', and 'Acidified'. A prompt says 'Please Click Add Product button to add products.' and there are three buttons: 'Add Product', 'Edit Product', and 'Remove Product'. At the bottom, there is another warning about CFR regulations and navigation buttons: '<< Back to Step 03', '>> Continue', and '<< Cancel & Start Again'.

FCE Registration Step 5 (1st part)

The screenshot shows the AF/LACF registration interface for Step 5. It features the same top navigation and progress bar as Step 4, with Step 05 highlighted in orange. Navigation buttons include '<< Back to Step 04', '>> Continue', and '<< Cancel & Start Again'. A 'Get Help' link is also present. A warning about 18 U.S.C. 1001 is displayed. The section header is 'SECTION 5 ESTABLISHMENT CONTACT PERSON'. A red-bordered box contains the text: 'The Establishment Contact Person name and address information shown below is auto-populated from the FDA Industry Systems (FIS) Account Management. If this information is not correct, click [here](#) to return to Account Management and edit your account profile.' Below this, there are two input fields: '*CONTACT NAME' and '*COUNTRY/AREA'. A small square icon is visible in the bottom left corner of the screenshot.

FDA Registration Guide for Small-Scale Acidified Food Processors

FCE Registration Step 5 (continued)

*ADDRESS LINE1

ADDRESS LINE2

*ZIP (or other Postal Code)

*CITY

*STATE/PROVINCE/TERRITORY

Numbers only. No spaces, dashes or parentheses. Country Code not required for US phone numbers.

Country Code	Area/City Code	Phone Number	Extension
(e.g.033)	(e.g.101)	(e.g.5551111)	(e.g.1111)

*TELEPHONE NUMBER

Numbers only. No spaces, dashes or parentheses. Country Code not required for US FAX numbers.

Country Code	Area/City Code	Fax Number
(e.g.033)	(e.g.101)	(e.g.5551111)

FAX NUMBER

*EMAIL ADDRESS

SECTION 6 PLEASE NOTE THE FOLLOWING

The requester hereby presents and acknowledges that the company is aware that in making this request the company is subject to the terms and provisions of Title 18, Section 1001, United States Code which makes it a criminal offense to falsify, conceal, or cover up a material fact; make any false, fictitious, or fraudulent statement or representation; or make or use any false writing or document knowing the same to contain any materially false, fictitious, or fraudulent statement or entry.

Subject to the terms of 21 CFR 108.25(c)(1) and (2) and/or CFR 108.35(c)(1) and (2), no commercial processor shall engage in the processing of acidified foods or low-acid canned foods until the completed forms FDA 2541 and the appropriate forms (FDA 2541d, FDA 2541e, FDA 2541f, FDA 2541g) have been filed with the FDA within the applicable time frames specified in these regulations.

Forms, Instructions, regulations, and information can be secured online at <http://www.fda.gov/Food/GuidanceRegulation/GuidanceDocumentsREGulatoryInformation/AcidifiedLACF/default.htm>.

For more information, contact LACF Registration Coordinator by e-mail at lacf@fda.hhs.gov.

I understand.

FDA Registration Guide for Small-Scale Acidified Food Processors

FCE Registration Step 6 - Review

AF/LACF Acidified/Low Acid Canned Foods | >> FURLS HOME >> AF/LACF HOME

Step 01 Step 02 Step 03 Step 04 Step 05 Step 06 >>>>

Get Help ?

Please review your Registration. If all information is correct, click the **Submit** button below. To make changes to a section, click the **Edit** button for that section. Until you select Submit, the registration process is incomplete and an FCE number will not be issued.

Date: 03/05/2023 16:46:41
Created Date: 03/05/2023 16:46:41

SECTION 1 TYPE OF SUBMISSION

INITIAL REGISTRATION
FFRM REGISTRATION NUMBER: N/A
POSITION HELD AT PLANT LOCATION: Owner

SECTION 2 FOOD PROCESSING PLANT LOCATION **EDIT**

SECTION 6 PLEASE NOTE THE FOLLOWING

The requester hereby presents and acknowledges that the company is aware that in making this request the company is subject to the terms and provisions of Title 18, Section 1001, United States Code which makes it a criminal offense to falsify, conceal, or cover up a material fact; make any false, fictitious, or fraudulent statement or representation; or make or use any false writing or document knowing the same to contain any materially false, fictitious, or fraudulent statement or entry.

Subject to the terms of 21 CFR 108.25(c)(1) and (2) and/or CFR 108.35(c)(1) and (2), no commercial processor shall engage in the processing of acidified foods or low-acid canned foods until the completed forms FDA 2541 and the appropriate forms (FDA 2541d, FDA 2541e, FDA 2541f, FDA 2541g) have been filed with the FDA within the applicable time frames specified in these regulations.

Forms, Instructions, regulations, and information can be secured online at <http://www.fda.gov/Food/GuidanceRegulation/GuidanceDocumentsREgulatoryInformation/AcidifiedLACF/default.htm>.

For more information, contact LACF Registration Coordinator by e-mail at lacf@fda.hhs.gov.

I understand

Not For Public Disclosure

FCE Registration Successful

